
	ECVCP Board Examination Reading List Document ID: 5	Document name: Reading list 2023	Page 1
		Date of last revision: Jan 2023	Version 1

Author 1	Date: 17 Jan 2023	By: Marta Dell’Orco, Fanny Granat, Antonio Meléndez, Eve Ramery (ECVCP Examination Subcommittee Chairs)
Author 2	Date: 25 Jan 2023	By: Emi Ludemann (ECVCP Exam Officer)
Controlled	Date: 28 Jan 2023	By: Cathy Trumel (Examination Co-Chair)
Approved	Date: 30 Jan 2023	By: Niki Skeldon (Examination Co-Chair)

The list below is recommended by the ECVCP Examination Committee as literature on which the 2023 ECVCP Board Examination questions are based. These recommendations constitute a non-exhaustive list of what a veterinary clinical pathologist should know. Candidates are expected to complete their study by consulting additional appropriate references.

The vast majority of questions will be taken from the Core Reading Material, with an emphasis on textbooks and widely-accepted knowledge; fewer questions will be selected from Supplementary Material. Occasional questions may be selected from other well-known references or important articles. A majority of questions will pertain to domestic animals (emphasis on small animals) and non-species-specific information, with fewer questions on laboratory animal and non-domestic species.

	ECVCP Board Examination Reading List Document ID: 5	Document name: Reading list 2023	Page 2
		Date of last revision: Jan 2023	Version 1

JOURNALS

CORE:

Veterinary Clinical Pathology. Last 4 years: 1 May 2019 – 30 April 2024, print publication.
Estimated 2400 pages

SUPPLEMENTAL:

Review articles from the last ten years (emphasis last 4 years) from VCP and mainstream veterinary journals such as (but not limited to):

Veterinary Pathology

Journal of Veterinary Internal Medicine


The Veterinary Journal

Journal of the American Veterinary Medical Association

Journal of Feline Medicine and Surgery

Veterinary and Comparative Oncology

Clinical pathology articles in *Veterinary Clinics of North America* (small animal practice, equine practice, and exotic animal practice)

	ECVCP Board Examination Reading List Document ID: 5	Document name: Reading list 2023	Page 3
		Date of last revision: Jan 2023	Version 1

TEXTBOOKS

4288 pages (+ supplemental 424 pages)

BIOCHEMISTRY

CORE: 1314 pages

Evans GO (2009). Animal Clinical Chemistry: a practical handbook for toxicologists and biomedical researchers, 2nd ed. CC Press. *306 pages*

Kaneko JJ, Harvey JW, Bruss ML (2008). Clinical Biochemistry of Domestic Animals, 6th ed. Academic Press. *32 pages*

- Chapter 12: Diagnostic enzymology of domestic animals (pp 351-378)
- Chapter 21: Clinical reproductive endocrinology, paragraph II- Assay methods (pp 639-644)

Stockham SL, Scott MA (2008). Fundamentals of Veterinary Clinical Pathology, 2nd ed. Wiley Blackwell. *868 pages*

SHARED: Hematology

Thrall MA, Weiser G, Allison RW, Campbell TW (2022). Veterinary Hematology, Clinical Chemistry, and Cytology, 3rd ed. Wiley Blackwell. *40 pages*

- Chapter 35 Clinical Chemistry of Mammals: Laboratory Animals and Miscellaneous Species (pp 589-600)
- Chapter 36 Clinical Chemistry of Birds (pp 601-616)
- Chapter 37 Clinical Chemistry of Reptiles (pp 617-624)
- Chapter 38 Clinical Chemistry of Fish and Amphibians (pp 625-632)


Walton RM, Cowell RL, Valenciano AC (2020). Equine Hematology, Cytology and Clinical Chemistry, 2nd ed. Wiley Blackwell. *68 pages*

- Chapter 5: The liver (pp 63-71)
- Chapter 6: The kidney (pp 75-83)
- Chapter 7: Acid-base and electrolyte evaluation (pp 85-92)
- Chapter 8: Proteins (pp 95-100)
- Chapter 9: Laboratory assessment of lipid and glucose metabolism (pp 103-116)
- Chapter 10: Laboratory markers of muscle injury (pp 119-134)
- Chapter 11: Endocrine evaluation (pp 143-155)

SUPPLEMENTAL: 424 pages

Sharkey LC, Radin J (2010). Manual of Veterinary Clinical Chemistry: A Case Study Approach. Teton Newmedia. *424 pages*

This text is suggested as a guide on how to approach and write up case studies

	ECVCP Board Examination Reading List Document ID: 5	Document name: Reading list 2023	Page 4
		Date of last revision: Jan 2023	Version 1

CYTOLOGY

CORE: 1338 pages


Campbell TW, Grant KR (2022). Exotic Animal Hematology and Cytology, 5th ed. Wiley-Blackwell. *316 pages*

- Section 1: Mammals (pp 83-184)
- Section 2: Avians (pp 279-374)
- Section 3: Herptile (pp 466-528)
- Section 4: Fish (pp 593-647)
- Appendices (pp 648-652) *shared with hematology*

Raskin RE, Meyer DJ, Boes KM (2022). Canine and Feline Cytology, 4th ed. Elsevier Saunders. *744 pages*

Sharkey LC, Radin MJ, Seelig DM (2020). Veterinary Cytology, 1st ed. Wiley-Blackwell, *278 pages*

- Chapter 21: Ocular cytology of the horse (pp 222-241)
- Chapter 26: Respiratory cytology of the horse (pp 302-317)
- Chapter 27: Lymph node (pp 319-341)
- Chapter 49: Cerebrospinal fluid analysis in horses and large animals (pp 655-665)
- Chapter 53: Abdominal and thoracic fluid analysis in horses (pp 713-726)
- Chapter 55: Synovial fluid of the horse (pp 736-744)
- Chapter 56-65: Species-specific chapters (pp 745-936)

	ECVCP Board Examination Reading List Document ID: 5	Document name: Reading list 2023	Page 5
		Date of last revision: Jan 2023	Version 1

GENERAL PATHOLOGY

CORE: 559 pages


ASVCP quality assurance recommendation guidelines published in *Veterinary Clinical Pathology*. **80 pages**

- Control of analytic factors for urinalysis, cytology and chemistry. *9 pages*
 - 2012. Vol 41(1):18-27.
 - <https://doi.org/10.1111/j.1939-165X.2012.00412.x>
- Control of analytic factors for hematology, etc. *10 pages*
 - 2012. Vol 41(1):8-18.
 - <https://doi.org/10.1111/j.1939-165X.2012.00413.x>
- RI. *13 pages*
 - 2012. Vol 41(4):441-453.
 - <https://doi.org/10.1111/vcp.12006>
- POCT. *19 pages*
 - 2013. Vol 42(4):405-423.
 - <https://doi.org/10.1111/vcp.12099>
- TEA. *13 pages*
 - 2013. Vol 42(4):424-436.
 - <https://doi.org/10.1111/vcp.12101>
- External QA. *16 pages*
 - 2015. Vol 44(4):477-493.
 - <https://doi.org/10.1111/vcp.12299>

Bellamy JEC, Olexson DW (2000). Quality Assurance Handbook for Veterinary Laboratories, 1st ed. Wiley-Blackwell. **101 pages**

Zachary JF (2021). Pathologic Basis of Veterinary Diseases, 7th ed. Elsevier Mosby. **378 pages**

- Chapter 1: Mechanisms and Morphology of Cellular Injury, Adaptation, and Death
- Chapter 2: Vascular Disorders and Thrombosis
- Chapter 3: Inflammation and Healing
- Chapter 4: Mechanisms of Microbial Infections
- Chapter 5: Diseases of Immunity
- Chapter 6: Neoplasia and Tumor Biology

	ECVCP Board Examination Reading List Document ID: 5	Document name: Reading list 2023	Page 6
		Date of last revision: Jan 2023	Version 1

HEMATOLOGY

CORE: 1948 pages

Brooks MB, Harr KE, Seelig DM, Wardrop KJ, Weiss DJ (2022). Schalm's Veterinary Hematology, 7th ed. Wiley-Blackwell. *1352 pages*

Campbell TW, Grant KR (2022). Exotic Animal Hematology and Cytology, 5th ed. Wiley-Blackwell. *246 pages*

- Section 1: Mammals (pp 3-67)
- Section 2: Avians (pp 187-260)
- Section 3: Herptile (pp 377-441)
- Section 4: Fish (pp 531-576)
- Appendices (pp 648-685) *partially shared with cytology*

Harvey JW (2011). Veterinary Hematology: A Diagnostic Guide and Color Atlas, 1st ed. Elsevier Saunders. *350 pages*

Stockham SL, Scott MA (2008). Fundamentals of Veterinary Clinical Pathology, 2nd ed. Wiley Blackwell. *868 pages*
SHARED: Biochemistry