


ECVCP Board Examination Reading List		European College of Veterinary Clinical Pathology	
Document #: 1.6.2	Version: 1		
Pages: 6	File short name: ECVCP Reading List 2026		

ECVCP READING LIST 2026

The list below is recommended by the ECVCP Examination Committee as literature on which the ECVCP Board Examination questions are based. This list is applicable to the 2026 Examinations and is valid thereafter until further notice. These recommendations constitute a non-exhaustive list of what a veterinary clinical pathologist should know. Candidates are expected to complete their study by consulting additional appropriate references.

At least 90% of questions will be taken from the Core Reading Material. *Veterinary Clinical Pathology* (VCP) will be the only journal from which original research articles will be used to generate exam questions. It is expected that a candidate who is thoroughly familiar with the Core Reading Material will pass the Examination. The majority of questions will pertain to domestic animals (emphasis on small animals) and non-species-specific information, with fewer questions on laboratory animals and non-domestic species.

JOURNALS

The cutoff date for journals is now 31st Dec of the year preceding the year of the Examination. This refers to the print (on paper) publication date and applies for both Phase 1 and Phase 2 Examinations.

CORE:

Veterinary Clinical Pathology. Last four years: e.g., 1st Jan 2022 – 31st Dec 2025, for the 2026 Examinations.

SUPPLEMENTAL:

Review articles from the last five years (e.g., 1st Jan 2021 – 31st Dec 2025, for the 2026 Examinations) of VCP and mainstream veterinary journals such as, but not limited to:

Veterinary Pathology

Journal of Veterinary Internal Medicine


The Veterinary Journal

Journal of the American Veterinary Medical Association

Journal of Feline Medicine and Surgery

Veterinary and Comparative Oncology

Clinical pathology articles in the last five years (e.g. 1st Jan 2021 – 31st Dec 2025, for the 2026 Examinations) of *Veterinary Clinics of North America* (small animal practice, equine practice, and exotic animal practice).

ECVCP Board Examination Reading List		European College of Veterinary Clinical Pathology	
Document #: 1.6.2	Version: 1		
Pages: 6	File short name: ECVCP Reading List 2026		


TEXTBOOKS AND PAPERS SPECIFIC TO EXAMINATION SECTIONS

GENERAL CLINICAL PATHOLOGY

CORE:

Core papers:

- ASVCP reference interval guidelines: Determination of de novo reference intervals in veterinary species and other related topics.
Vet. Clin. Pathol. 2012. Vol 41(4):441-453. <https://doi.org/10.1111/vcp.12006>
- ASVCP guidelines: Quality assurance for point-of-care testing in veterinary medicine.
Vet. Clin. Pathol. 2013. Vol 42(4):405-423. <https://doi.org/10.1111/vcp.12099>
- ASVCP quality assurance guidelines: External quality assessment and comparative testing for reference and in-clinic laboratories.
Vet. Clin. Pathol. 2015. Vol 44(4):477-492. <https://doi.org/10.1111/vcp.12299>
- ASVCP guidelines: Principles of quality assurance and standards for veterinary clinical pathology (version 3.0).
Vet. Clin. Pathol. 2019. Vol 48(4):542-618. <https://doi.org/10.1111/vcp.12810>
- Current and emerging concepts in biological and analytical variation applied in clinical practice.
Flatland B, Baral RM, Freeman KP. J Vet Intern Med. 2020 Nov; 34(6):2691-2700.
<https://doi.org/10.1111/jvim.15929>
- The importance of quality control validation and relationships with total error quality goals and bias in the interpretation of laboratory results.
Freeman K, Klenner-Gastreich S & Korchia J. Vet. Clin. Pathol. 2024. Vol 53(S1):65-74.
<https://doi.org/10.1111/vcp.13321>
- A review of Bland-Altman difference plot analysis in the veterinary clinical pathology laboratory.
Moore AR. Vet. Clin. Pathol. 2024. Vol 53 (S1):75–85. <https://doi:10.1111/vcp.13293>.

ECVCP Board Examination Reading List		European College of Veterinary Clinical Pathology	
Document #: 1.6.2	Version: 1		
Pages: 6	File short name: ECVCP Reading List 2026		

Core textbooks:

Zachary JF (2021). Pathologic Basis of Veterinary Diseases, 7th ed. Elsevier Mosby.

- Chapter 1: Mechanisms and Morphology of Cellular Injury, Adaptation, and Death
- Chapter 2: Vascular Disorders and Thrombosis
- Chapter 3: Inflammation and Healing
- Chapter 4: Mechanisms of Microbial Infections
- Chapter 5: Diseases of Immunity
- Chapter 6: Neoplasia and Tumor Biology

N.B. The aim is not to assess memory of esoteric details but of the understanding of general principles of disease mechanisms. As a guide, study should focus on information highlighted in "essential concepts" sections, text boxes and figures.

Stockham and Scott (2025). Fundamentals of Veterinary Clinical Pathology, 3rd ed. Wiley Blackwell.

N.B. Phase 1 Examination questions will be limited to the sections on laboratory management and pathophysiology, so study should focus on the early parts of each chapter.

SHARED: Haematology and Biochemistry

SUPPLEMENTAL :


Freeman, Klenner-Gastreich and Korchia (2024). Veterinary Laboratory Quality. Basic Principles and Selected Topics. Available from <https://westgard.com>.

Various further resources available at <https://westgard.com>.

Various further resources available at https://www.asvcp.org/page/QALS_Guidelines.

Robbins and Cotran (2020). Pathologic Basis of Disease. 10th ed. Elsevier.

Neumann (2024). Textbook of Small Animal Pathophysiology. Wiley Blackwell.

ECVCP Board Examination Reading List		European College of Veterinary Clinical Pathology	
Document #: 1.6.2	Version: 1		
Pages: 6	File short name: ECVCP Reading List 2026		

CLINICAL BIOCHEMISTRY

CORE:

Evans GO (2009). Animal Clinical Chemistry: A practical handbook for toxicologists and biomedical researchers, 2nd ed. CC Press.

Kaneko JJ, Harvey JW, Bruss ML (2008). Clinical Biochemistry of Domestic Animals, 6th ed. Academic Press.

- Chapter 12: Diagnostic enzymology of domestic animals (pp 351-378)
- Chapter 21: Clinical reproductive endocrinology, paragraph II- Assay methods (pp 639-644)

N.B. Please use the equivalent chapters (7 and 24 respectively) in the latest edition, publication due June 2025 (O'Brien P et al. Clinical Biochemistry of Domestic Animals, 7th ed. Academic Press)

Stockham and Scott (2025). Fundamentals of Veterinary Clinical Pathology, 3rd ed. Wiley Blackwell.


SHARED: Haematology and General Clinical Pathology

Thrall MA, Weiser G, Allison RW, Campbell TW (2022). Veterinary Hematology, Clinical Chemistry, and Cytology, 3rd ed. Wiley Blackwell.

- Chapter 35 Clinical Chemistry of Mammals: Laboratory Animals and Miscellaneous Species (pp 589-600)
- Chapter 36 Clinical Chemistry of Birds (pp 601-616)
- Chapter 37 Clinical Chemistry of Reptiles (pp 617-624)
- Chapter 38 Clinical Chemistry of Fish and Amphibians (pp 625-632)

Walton RM, Cowell RL, Valenciano AC (2020). Equine Hematology, Cytology and Clinical Chemistry, 2nd ed. Wiley Blackwell.

- Chapter 5: The liver (pp 63-71)
- Chapter 6: The kidney (pp 75-83)
- Chapter 7: Acid-base and electrolyte evaluation (pp 85-92)
- Chapter 8: Proteins (pp 95-100)
- Chapter 9: Laboratory assessment of lipid and glucose metabolism (pp 103-116)
- Chapter 10: Laboratory markers of muscle injury (pp 119-134)
- Chapter 11: Endocrine evaluation (pp 143-155)

ECVCP Board Examination Reading List		European College of Veterinary Clinical Pathology
Document #: 1.6.2	Version: 1	
Pages: 6	File short name: ECVCP Reading List 2026	

SUPPLEMENTAL:

Sharkey LC, Radin J (2010). Manual of Veterinary Clinical Chemistry: A Case Study Approach. Teton Newmedia.

This text is suggested as a guide on how to approach and write up case studies.

CYTOLOGY

CORE:


Campbell TW, Grant KR (2022). Exotic Animal Hematology and Cytology, 5th ed. Wiley-Blackwell.

- Section 1: Mammals (pp 83-184)
- Section 2: Avians (pp 279-374)
- Section 3: Herptile (pp 466-528)
- Section 4: Fish (pp 593-647)
- Appendices (pp 648-652) **SHARED: Haematology**

Raskin RE, Meyer DJ, Boes KM (2022). Canine and Feline Cytology, 4th ed. Elsevier Saunders.

Sharkey LC, Radin MJ, Seelig DM (2020). Veterinary Cytology, 1st ed. Wiley-Blackwell.

- Chapter 21: Ocular cytology of the horse (pp 222-241)
- Chapter 26: Respiratory cytology of the horse (pp 302-317)
- Chapter 27: Lymph node (pp 319-341)
- Chapter 49: Cerebrospinal fluid analysis in horses and large animals (pp 655-665)
- Chapter 53: Abdominal and thoracic fluid analysis in horses (pp 713-726)
- Chapter 55: Synovial fluid of the horse (pp 736-744)
- Chapter 56-65: Species-specific chapters (pp 745-936)

ECVCP Board Examination Reading List		European College of Veterinary Clinical Pathology	
Document #: 1.6.2	Version: 1		
Pages: 6	File short name: ECVCP Reading List 2026		

HAEMATOLOGY

CORE:

Brooks MB, Haar KE, Seelig DM, Wardrop KJ, Weiss DJ (2022). Schalm's Veterinary Hematology, 7th ed. Wiley-Blackwell.

Campbell TW, Grant KR (2022). Exotic Animal Hematology and Cytology, 5th ed. Wiley-Blackwell.

- Section 1: Mammals (pp 3-67)
- Section 2: Avians (pp 187-260)
- Section 3: Herptile (pp 377-441)
- Section 4: Fish (pp 531-576)
- Appendices (pp 648-685) *partially shared with Cytology*

Harvey JW (2011). Veterinary Hematology: A Diagnostic Guide and Color Atlas, 1st ed. Elsevier Saunders.

Stockham and Scott (2025). Fundamentals of Veterinary Clinical Pathology, 3rd ed. Wiley Blackwell.

SHARED: General Clinical Pathology and Biochemistry